
















































Class: Open		07-09			07-11			Total		
Name	Country	Points	Sec	Plac	Points	Sec	Plac	Points	Sec	
1	Guntars Mankus		11	84	4	19	172	9	30	256
2	Marit Wiksell		11	144	8	19	149	7	30	293
3	Geir Myhr Øien		10	9	10	19	94	3	29	103
4	Vitaliy Kyrychenko		10	21	14	19	89	1	29	110
5	Marko Määttä		10	12	11	19	114	5	29	126
6	Zdenko Horjan		10	73	22	19	92.5	2	29	165.5
7	Aleksei Laisev		11	103	7	18	170.5	21	29	273.5
8	Krešo Keresteš		11	90.5	5	18	247	23	29	337.5
9	Maria Krog Schulz		10	20	13	18	48	11	28	68
10	Antti Rusanen		10	5	9	18	96.5	13	28	101.5
11	Martin Fredholm		10	21	14	18	102	14	28	123
12	Michele Cera		9	11	32	19	160	8	28	171
13	Martin Jullum		10	29	19	18	158	19	28	187
14	Andrius Jovaiša		9	83.5	46	19	121.5	6	28	205
15	Anne Straube		10	112	30	18	125.5	16	28	237.5
16	Elvio Cereser		11	74	1	17	169.5	31	28	243.5
17	Ján Furucz		10	81	25	18	163	20	28	244
18	Janis Rukšans		10	75	23	18	186.5	22	28	261.5
19	Mykola Opanasenko		10	177.5	31	18	123	15	28	300.5
20	Sarah Jane Gaffney		9	80	45	18	26.5	10	27	106.5
21	Lars Jakob Waaler		9	16	34	18	135.5	17	27	151.5
22	Jari Turto		9	19	36	18	146	18	27	165
23	João Pedro Valente		10	16	12	17	151	30	27	167
24	Tomáš Leštínský		10	69	20	17	99	26	27	168
25	Jens Andersson		10	21.5	17	17	172.5	32	27	194
26	Pinja Mäkinen		10	70	21	17	137.5	29	27	207.5
27	Ivo Tišljar		8	150	58	19	107.5	4	27	257.5
28	Jose Antonio Tamarit		9	18.5	35	17	30	24	26	48.5
29	Emil Kacin		8	25	51	18	49	12	26	74
30	Tatsuyoshi Koizumi		9	24	38	17	118.5	28	26	142.5
31	Antonio Hernandez		9	72	41	17	93.5	25	26	165.5
32	Dušan Furucz		11	75	2	15	104.5	49	26	179.5
33	Ian Ditchfield		10	79.5	24	16	105	40	26	184.5
34	Vibeke Vogelius		10	101.5	28	16	113.5	41	26	215
35	Santiago G. Pérez		10	26	18	16	193	45	26	219
36	Libor Forst		9	77	43	17	175	34	26	252
37	John Kewley		10	87	26	16	176	43	26	263
38	Luis Gonçalves		9	77	43	17	187	36	26	264
39	Koji Chino		11	79	3	15	201	54	26	280
40	Haruo Kimura		10	105.5	29	16	201	46	26	306.5
41	Yevhen Hoienko		9	21.5	37	16	47.5	37	25	69
42	Christian Gieseler		8	32	52	17	116.5	27	25	148.5
43	Valerio Pfister		9	15	33	16	146	42	25	161
44	Dmitry Dokuchaev		10	99	27	15	184.5	52	25	283.5
45	Tomislav Varnica		9	148	48	16	180	44	25	328
46	Sharon Crawford		11	101	6	14	249.5	59	25	350.5
47	Chi Hin Luk		8	21	50	16	95	39	24	116
48	Zita Rukšane		7	81	61	17	174.5	33	24	255.5
49	Fruzsina Biró		7	80.5	60	17	176	35	24	256.5
50	Hui Yau-Chui		9	74	42	15	251	55	24	325
51	Robertas Stankevic		8	17	49	15	50	47	23	67
52	Nuno Pires		7	19.5	59	16	66	38	23	85.5
53	Eduard Oginskiy		10	21	14	13	159	60	23	180
54	Jean-Pierre Kellens		9	31	40	14	163.5	58	23	194.5
55	Evaldas Liekmanis		8	92.5	56	15	104.5	49	23	197
56	Petr Dudík		8	40	53	15	198	53	23	238
57	Cheung Kwok-wai		8	85.5	55	15	184	51	23	269.5
58	Mateja Keresteš		8	78	54	14	122.5	57	22	200.5
59	Clare Durand		9	29.5	39	13	187.5	61	22	217
60	Lars Ole Larsen		7	88	62	14	103.5	56	21	191.5
61	Steve Beuerman		5	39	63	15	99	48	20	138
62	Xie Man		9	95	47	10	156	62	19	251
63	Elena Leontyeva		8	108	57	10	176.5	63	18	284.5
64	Tae-sun Kim		2	30	64				2	30



PreO Day 1 - WTOC 2014

competition in TrailIO, PreO



Wednesday, July 9, 2014

Class: Open			Result	
Name	Country	Points	Sec	
1	Elvio Cereser	Italy	11	74
2	Dušan Furucz	Slovakia	11	75
3	Koji Chino	Japan	11	79
4	Guntars Mankus	Latvia	11	84
5	Krešo Keresteš	Slovenia	11	90.5
6	Sharon Crawford	United States	11	101
7	Aleksei Laisev	Estonia	11	103
8	Marit Wiksell	Sweden	11	144
9	Antti Rusanen	Finland	10	5
10	Geir Myhr Øien	Norway	10	9
11	Marko Määtäälä	Finland	10	12
12	João Pedro Valente	Portugal	10	16
13	Maria Krog Schulz	Denmark	10	20
14	Martin Fredholm	Sweden	10	21
14	Vitaliy Kyrychenko	Ukraine	10	21
14	Eduard Oginskiy	Russia	10	21
17	Jens Andersson	Sweden	10	21.5
18	Santiago G. Pérez	Spain	10	26
19	Martin Jullum	Norway	10	29
20	Tomáš Leštínský	Czech Republic	10	69
21	Pinja Mäkinen	Finland	10	70
22	Zdenko Horjan	Croatia	10	73
23	Janis Rukšans	Latvia	10	75
24	Ian Ditchfield	Great Britain	10	79.5
25	Ján Furucz	Slovakia	10	81
26	John Kewley	Great Britain	10	87
27	Dmitry Dokuchaev	Russia	10	99
28	Vibeke Vogelius	Denmark	10	101.5
29	Haruo Kimura	Japan	10	105.5
30	Anne Straube	Germany	10	112
31	Mykola Opanasenko	Ukraine	10	177.5
32	Michele Cera	Italy	9	11

33	Valerio Pfister	Italy	9	15
34	Lars Jakob Waaler	Norway	9	16
35	Jose Antonio Tamarit	Spain	9	18.5
36	Jari Turto	Finland	9	19
37	Yevhen Hoienko	Ukraine	9	21.5
38	Tatsuyoshi Koizumi	Japan	9	24
39	Clare Durand	United States	9	29.5
40	Jean-Pierre Kellens	Belgium	9	31
41	Antonio Hernandez	Spain	9	72
42	Hui Yau-Chui	Hong Kong	9	74
43	Libor Forst	Czech Republic	9	77
43	Luis Gonçalves	Portugal	9	77
45	Sarah Jane Gaffney	Great Britain	9	80
46	Andrius Jovaiša	Lithuania	9	83.5
47	Xie Man	China	9	95
48	Tomislav Varnica	Croatia	9	148
49	Robertas Stankevici	Lithuania	8	17
50	Chi Hin Luk	Hong Kong	8	21
51	Emil Kacin	Slovenia	8	25
52	Christian Gieseler	Germany	8	32
53	Petr Dudík	Czech Republic	8	40
54	Mateja Keresteš	Slovenia	8	78
55	Cheung Kwok-wai	Hong Kong	8	85.5
56	Evaldas Liekmanis	Lithuania	8	92.5
57	Elena Leontyeva	Russia	8	108
58	Ivo Tišljarić	Croatia	8	150
59	Nuno Pires	Portugal	7	19.5
60	Fruzsina Biró	Hungary	7	80.5
61	Zita Rukšane	Latvia	7	81
62	Lars Ole Larsen	Denmark	7	88
63	Steve Beuerman	United States	5	39
64	Tae-sun Kim	Korea	2	30

Programming by Martin Fredholm



PreO Day 1 - WTOC 2014

competition in TrailO, PreO



Wednesday, July 9, 2014

Class: Open	Control												Tc 1-2		Penalty	Result					
	Name	Club \ Correct answer	B	B	B	C	Z	Z	Z	B	Z	-	Z	B		C	D	Sec	Max time	Points	Sec
1	Elvio Cereser	Italy	B	B	B	C	Z	Z	Z	B	Z	B	Z	B	C	B	14	14	11	74	
2	Dušan Furucz	Slovakia	B	B	B	C	Z	Z	Z	B	Z	A	Z	B	C	B	15	15	11	75	
3	Koji Chino	Japan	B	B	B	C	Z	Z	Z	B	Z	B	Z	B	C	B	19	19	11	79	
4	Guntars Mankus	Latvia	B	B	B	C	Z	Z	Z	B	Z	A	Z	B	C	E	24	24	11	84	
5	Krešo Keresteš	Slovenia	B	B	B	C	Z	Z	Z	B	Z	A	Z	B	C	B	31	30.5	11	90.5	
6	Sharon Crawford	United States	B	B	B	C	Z	Z	Z	B	Z	A	Z	B	C	B	41	41	11	101	
7	Aleksei Laisev	Estonia	B	B	B	C	Z	Z	Z	B	Z	A	Z	B	C	B	43	43	11	103	
8	Marit Wiksell	Sweden	B	B	B	C	Z	Z	Z	B	Z	A	Z	B	B	B	24	24	11	144	
9	Antti Rusanen	Finland	B	B	B	C	Z	Z	Z	B	Z	Z	Z	A	C	D	05	05	10	5	
10	Geir Myhr Øien	Norway	B	B	B	C	Z	Z	Z	B	Z	A	Z	A	C	D	09	09	10	9	
11	Marko Määttä	Finland	B	B	B	C	Z	Z	Z	B	Z	B	C	B	C	D	12	12	10	12	
12	João Pedro Valente	Portugal	B	B	B	C	Z	Z	Z	B	Z	A	C	B	C	D	16	16	10	16	
13	Maria Krog Schulz	Denmark	B	B	B	C	Z	Z	Z	B	Z	A	Z	A	C	D	20	20	10	20	
14	Martin Fredholm	Sweden	B	B	B	C	Z	Z	Z	B	Z	A	Z	A	C	D	21	21	10	21	
14	Vitaliy Kyrychenko	Ukraine	B	B	B	C	Z	Z	Z	B	Z	A	Z	B	C	D	21	21	-1	10	21
14	Eduard Oginskiy	Russia	B	B	B	C	Z	Z	Z	Z	Z	A	Z	B	C	D	21	21	10	21	
17	Jens Andersson	Sweden	B	B	B	C	Z	Z	Z	B	Z	A	Z	B	C	D	22	21.5	-1	10	21.5
18	Santiago G. Pérez	Spain	B	B	B	C	Z	Z	Z	B	Z	A	Z	B	C	D	26	26	-1	10	26
19	Martin Jullum	Norway	B	B	B	C	Z	Z	Z	A	Z	B	Z	B	C	D	29	29	10	29	
20	Tomáš Leštínský	Czech Republic	B	B	B	C	Z	Z	Z	A	Z	A	Z	B	B	D	09	09	10	69	
21	Pinja Mäkinen	Finland	B	B	B	C	Z	Z	Z	B	Z	A	Z	A	C	B	10	10	10	70	
22	Zdenko Horjan	Croatia	B	B	B	C	Z	Z	Z	B	Z	A	Z	A	C	B	13	13	10	73	
23	Janis Rukšans	Latvia	B	B	B	C	Z	Z	Z	A	Z	A	Z	B	C	B	15	15	10	75	
24	Ian Ditchfield	Great Britain	B	B	B	C	Z	Z	Z	B	Z	A	Z	Z	C	B	20	19.5	10	79.5	
25	Ján Furucz	Slovakia	B	B	B	C	Z	Z	Z	B	Z	A	Z	A	C	E	21	21	10	81	
26	John Kewley	Great Britain	B	B	B	C	Z	Z	Z	B	Z	B	Z	Z	C	B	27	27	10	87	
27	Dmitry Dokuchaev	Russia	B	B	B	C	Z	Z	Z	A	Z	A	Z	B	B	D	39	39	10	99	
28	Vibeke Vogelius	Denmark	B	B	B	C	Z	Z	Z	A	Z	Z	Z	B	C	B	42	41.5	10	101.5	
29	Haruo Kimura	Japan	B	B	B	C	Z	Z	Z	B	Z	A	Z	Z	C	E	46	45.5	10	105.5	
30	Anne Straube	Germany	B	B	B	C	Z	Z	Z	A	Z	A	Z	B	C	B	52	52	10	112	
31	Mykola Opanasenko	Ukraine	B	B	B	C	Z	Z	Z	Z	Z	A	Z	B	B	B	58	57.5	10	177.5	
32	Michele Cera	Italy	B	B	B	C	Z	Z	Z	B	Z	A	C	A	C	D	11	11	9	11	
33	Valerio Pfister	Italy	B	B	B	C	Z	Z	Z	Z	Z	C	Z	B	C	D	15	15	-1	9	15
34	Lars Jakob Waaler	Norway	B	B	B	C	Z	Z	Z	B	Z	A	C	Z	C	D	16	16	9	16	
35	Jose Antonio Tamarit	Spain	B	B	B	C	B	Z	Z	B	A	Z	Z	B	C	D	18	18.5	9	18.5	
36	Jari Turto	Finland	B	B	B	C	Z	Z	Z	Z	Z	A	Z	A	C	D	19	19	9	19	
37	Yevhen Hoienko	Ukraine	B	B	B	C	Z	Z	Z	B	Z	Z	C	Z	C	D	22	21.5	9	21.5	
38	Tatsuyoshi Koizumi	Japan	B	B	B	C	Z	Z	Z	B	Z	Z	D	A	C	D	24	24	9	24	
39	Clare Durand	United States	B	B	B	C	Z	Z	Z	A	A	Z	B	C	D	30	29.5	9	29.5		
40	Jean-Pierre Kellens	Belgium	B	B	B	C	Z	Z	Z	B	Z	B	D	A	C	D	31	31	9	31	
41	Antonio Hernandez	Spain	Z	B	B	C	Z	Z	Z	A	Z	A	Z	B	C	B	12	12	9	72	
42	Hui Yau-Chui	Hong Kong	B	C	B	C	Z	Z	Z	B	Z	A	Z	Z	C	B	14	14	9	74	
43	Libor Forst	Czech Republic	B	B	B	C	Z	Z	Z	A	Z	Z	D	B	C	B	17	17	9	77	
43	Luis Gonçalves	Portugal	B	B	B	C	B	Z	Z	B	Z	Z	C	B	C	B	17	17	9	77	
45	Sarah Jane Gaffney	Great Britain	B	B	B	C	Z	Z	Z	A	Z	A	Z	Z	D	D	20	20	9	80	
46	Andrius Jovaiša	Lithuania	B	B	B	C	Z	Z	Z	A	Z	A	Z	A	C	B	24	23.5	9	83.5	
47	Xie Man	China	B	C	B	C	B	Z	Z	B	Z	B	Z	B	C	B	35	35	9	95	
48	Tomislav Varnica	Croatia	B	B	Z	C	Z	Z	Z	B	Z	A	Z	Z	B	B	28	28	9	148	
49	Robertas Stankevicius	Lithuania	B	B	B	C	Z	Z	Z	A	Z	A	Z	A	C	D	17	17	-1	8	17
50	Chi Hin Luk	Hong Kong	B	B	B	C	Z	Z	Z	A	Z	B	C	A	C	D	21	21	8	21	
51	Emil Kacin	Slovenia	B	B	B	C	Z	Z	Z	Z	Z	A	C	Z	C	D	25	25	8	25	
52	Christian Gieseler	Germany	B	B	Z	C	B	Z	Z	B	Z	Z	Z	A	C	D	32	32	8	32	
53	Petr Dudík	Czech Republic	B	B	B	C	Z	Z	Z	A	Z	A	Z	A	C	D	40	40	-1	8	40
54	Mateja Keresteš	Slovenia	Z	B	B	C	Z	Z	Z	B	Z	Z	C	Z	C	B	18	18	8	78	
55	Cheung Kwok-wai	Hong Kong	A	C	B	C	Z	Z	Z	B	Z	A	C	B	B	D	26	25.5	8	85.5	
56	Evaldas Liekmanis	Lithuania	B	B	B	C	Z	Z	Z	A	Z	Z	Z	A	C	E	33	32.5	-1	8	92.5
57	Elena Leontyeva	Russia	A	B	B	C	Z	Z	B	B	Z	A	C	B	A	D	48	48	8	108	
58	Ivo Tišljar	Croatia	B	C	B	C	Z	Z	Z	Z	Z	A	C	B	A	A	30	30	8	150	
59	Nuno Pires	Portugal	B	B	B	C	B	Z	Z	B	A	B	C	A	C	D	20	19.5	7	19.5	
60	Fruzsina Biró	Hungary	B	B	Z	C	Z	Z	Z	A	Z	A	C	Z	C	E	21	20.5	7	80.5	
61	Zita Rukšane	Latvia	Z	B	B	C	Z	Z	Z	A	Z	Z	D	Z	C	B	21	21	7	81	
62	Lars Ole Larsen	Denmark	B	B	B	C	Z	Z	Z	A	A	D	D	A	C	B	28	28	7	88	
63	Steve Beurman	United States	B	C	C	B	Z	Z	B	A	Z	B	D	A	C	D	39	39	5	39	
64	Tae-sun Kim	Korea	B	Z	B	C	Z	Z	Z	B	Z	Z	C	A	C	D	30	30	-6	2	30

Programming by Martin Fredholm

No. of correct answers	59	58	61	64	58	64	62	39	60	0	43	31	55	33
No. of correct answers in %	92	91	95	100	91	100	97	61	94	0	67	48	86	52



PreO Day 2 - WTOC 2014

competition in TrailO, PreO







































Friday, July 11, 2014

Class: Open			Result	
Name	Country	Points	Sec	
1	Vitaliy Kyrychenko	Ukraine	19	89
2	Zdenko Horjan	Croatia	19	92.5
3	Geir Myhr Øien	Norway	19	94
4	Ivo Tišljar	Croatia	19	107.5
5	Marko Määttä	Finland	19	114
6	Andrius Jovaiša	Lithuania	19	121.5
7	Marit Wiksell	Sweden	19	149
8	Michele Cera	Italy	19	160
9	Guntars Mankus	Latvia	19	172
10	Sarah Jane Gaffney	Great Britain	18	26.5
11	Maria Krog Schulz	Denmark	18	48
12	Emil Kacin	Slovenia	18	49
13	Antti Rusanen	Finland	18	96.5
14	Martin Fredholm	Sweden	18	102
15	Mykola Opanasenko	Ukraine	18	123
16	Anne Straube	Germany	18	125.5
17	Lars Jakob Waaler	Norway	18	135.5
18	Jari Turto	Finland	18	146
19	Martin Jullum	Norway	18	158
20	Ján Furucz	Slovakia	18	163
21	Aleksei Laisev	Estonia	18	170.5
22	Janis Rukšans	Latvia	18	186.5
23	Krešo Keresteš	Slovenia	18	247
24	Jose Antonio Tamarit	Spain	17	30
25	Antonio Hernandez	Spain	17	93.5
26	Tomáš Leštínský	Czech Republic	17	99
27	Christian Gieseler	Germany	17	116.5
28	Tatsuyoshi Koizumi	Japan	17	118.5
29	Pinja Mäkinen	Finland	17	137.5
30	João Pedro Valente	Portugal	17	151
31	Elvio Cereser	Italy	17	169.5
32	Jens Andersson	Sweden	17	172.5

33	Zita Rukšane	Latvia	17	174.5
34	Libor Forst	Czech Republic	17	175
35	Fruzsina Biró	Hungary	17	176
36	Luis Gonçalves	Portugal	17	187
37	Yevhen Hoienko	Ukraine	16	47.5
38	Nuno Pires	Portugal	16	66
39	Chi Hin Luk	Hong Kong	16	95
40	Ian Ditchfield	Great Britain	16	105
41	Vibeke Vogelius	Denmark	16	113.5
42	Valerio Pfister	Italy	16	146
43	John Kewley	Great Britain	16	176
44	Tomislav Varnica	Croatia	16	180
45	Santiago G. Pérez	Spain	16	193
46	Haruo Kimura	Japan	16	201
47	Robertas Stankevic	Lithuania	15	50
48	Steve Beuerman	United States	15	99
49	Dušan Furucz	Slovakia	15	104.5
49	Evaldas Liekmanis	Lithuania	15	104.5
51	Cheung Kwok-wai	Hong Kong	15	184
52	Dmitry Dokuchaev	Russia	15	184.5
53	Petr Dudík	Czech Republic	15	198
54	Koji Chino	Japan	15	201
55	Hui Yau-Chui	Hong Kong	15	251
56	Lars Ole Larsen	Denmark	14	103.5
57	Mateja Keresteš	Slovenia	14	122.5
58	Jean-Pierre Kellens	Belgium	14	163.5
59	Sharon Crawford	United States	14	249.5
60	Eduard Oginskiy	Russia	13	159
61	Clare Durand	United States	13	187.5
62	Xie Man	China	10	156
63	Elena Leontyeva	Russia	10	176.5
--	Tae-sun Kim	Korea		DNS

Programming by Martin Fredholm

Class: Paralympic		07-09			07-11			Total		
Name	Country	Points	Sec	Plac	Points	Sec	Plac	Points	Sec	
1	Michael Johansson	 Sweden	11	74	1	18	239	4	29	313
2	Ola Jansson	 Sweden	9	18	9	18	55.5	2	27	73.5
3	John Crosby	 Great Britain	8	80	21	19	221.5	1	27	301.5
4	Pavel Dudík	 Czech Republic	9	10	7	16	91	5	25	101
5	Ivica Bertol	 Croatia	7	75	27	18	125	3	25	200
6	Bohuslav Hulka	 Czech Republic	10	90.5	6	15	160	13	25	250.5
7	Inga Gunnarsson	 Sweden	11	92	2	14	167.5	21	25	259.5
8	Marina Borisenkova	 Russia	9	35	10	15	100	10	24	135
9	Egil Sønsterudbråten	 Norway	10	77.5	4	14	86.5	16	24	164
10	Pekka Seppä	 Finland	9	79.5	13	15	114	11	24	193.5
11	Guntis Jakubovskis	 Latvia	8	33	19	16	181	6	24	214
12	Andrejs Šulcs	 Latvia	9	77	12	15	170.5	15	24	247.5
13	Kari Pinola	 Finland	10	75	3	14	177	22	24	252
14	Pavel Shmatov	 Russia	8	21	16	15	47	9	23	68
15	Yegor Surkov	 Ukraine	9	17	8	14	94	17	23	111
16	Ricardo Pinto	 Portugal	9	75	11	14	104	18	23	179
17	Jana Kostova	 Czech Republic	7	14	23	16	214	7	23	228
18	Dmitry Kucherenko	 Russia	8	26	17	14	119	20	22	145
19	Søren Saxtorph	 Denmark	7	30	24	15	168	14	22	198
20	Vladyslav Poznianskiyi	 Ukraine	7	102	28	15	136.5	12	22	238.5
21	Tadeuš Šimkovic	 Lithuania	6	35.5	30	16	229.5	8	22	265
22	Iryna Kulikova	 Ukraine	9	103	15	13	182	24	22	285
23	Arne Ask	 Norway	10	81	5	11	105	26	21	186
24	Rolf Karlsson	 Sweden	7	31	25	13	94.5	23	20	125.5
25	Miksa Laáber	 Hungary	6	37.5	31	14	116.5	19	20	154
26	Peter Roberts	 Great Britain	8	41	20	12	188	25	20	229
27	Borissas Gavrilovas	 Lithuania	8	86	22	11	175	27	19	261
28	Hanka Doležalová	 Czech Republic	8	28	18	11	243	29	19	271
29	Valdis Strods	 Latvia	7	34.5	26	9	192	30	16	226.5
30	Fabio Bortolami	 Italy	5	91	34	11	220	28	16	311
31	Nobuyuki Takayanagi	 Japan	9	85	14	6	170	33	15	255
32	Sarunas Grigaliunas	 Lithuania	6	133.5	33	8	149	32	14	282.5
33	Mauro Nardo	 Italy	6	19.5	29	6	170.5	34	12	190
34	Nagamitsu Mori	 Japan	3	100	36	8	119	31	11	219
35	Jahn Petersen	 Denmark	6	87.5	32	5	170	35	11	257.5
36	Francesco Valentini	 Italy	3	94	35	5	216	36	8	310

PreO Day 1 - WTOC 2014

competition in TrailO, PreO

Wednesday, July 9. 2014

Class: Paralympic			Result	
	Name	Country	Points	Sec
1	Michael Johansson	Sweden	11	74
2	Inga Gunnarsson	Sweden	11	92
3	Kari Pinola	Finland	10	75
4	Egil Sønsterudbråten	Norway	10	77.5
5	Arne Ask	Norway	10	81
6	Bohuslav Hulka	Czech Republic	10	90.5
7	Pavel Dudík	Czech Republic	9	10
8	Yegor Surkov	Ukraine	9	17
9	Ola Jansson	Sweden	9	18
10	Marina Borisenkova	Russia	9	35
11	Ricardo Pinto	Portugal	9	75
12	Andrejs Šulcs	Latvia	9	77
13	Pekka Seppä	Finland	9	79.5
14	Nobuyuki Takayanagi	Japan	9	85
15	Iryna Kulikova	Ukraine	9	103
16	Pavel Shmatov	Russia	8	21
17	Dmitry Kucherenko	Russia	8	26
18	Hanka Doležalová	Czech Republic	8	28
19	Guntis Jakubovskis	Latvia	8	33
20	Peter Roberts	Great Britain	8	41
21	John Crosby	Great Britain	8	80
22	Borisas Gavrilovas	Lithuania	8	86
23	Jana Kostova	Czech Republic	7	14
24	Søren Saxtorph	Denmark	7	30
25	Rolf Karlsson	Sweden	7	31
26	Valdis Strods	Latvia	7	34.5
27	Ivica Bertol	Croatia	7	75
28	Vladyslav Poznianskyi	Ukraine	7	102
29	Mauro Nardo	Italy	6	19.5
30	Tadeuš Šimkovic	Lithuania	6	35.5
31	Miksa Laáber	Hungary	6	37.5
32	Jahn Petersen	Denmark	6	87.5
33	Sarunas Grigaliunas	Lithuania	6	133.5
34	Fabio Bortolami	Italy	5	91
35	Francesco Valentini	Italy	3	94
36	Nagamitsu Mori	Japan	3	100

Programming by Martin Fredholm

PreO Day 1 - WTCO 2014



competition in TrailO, PreO



Wednesday, July 9, 2014

Class: Paralympic		Control												Tc 1-2			Penalty	Result			
Name	Club \ Correct answer	1	2	3	4	5	6	7	8	9	10	11	12	B	D	B	Sec	Max time	Points	Sec	
1	Michael Johansson	Sweden	B	B	B	C	Z	Z	Z	B	Z	A	Z	B	C	B	14	14		11	74
2	Inga Gunnarsson	Sweden	B	B	B	C	Z	Z	Z	B	Z	A	Z	B	C	B	32	32		11	92
3	Kari Pinola	Finland	B	B	B	C	Z	Z	Z	A	Z	A	Z	B	C	B	15	15		10	75
4	Egil Sønsterudbråten	Norway	B	B	B	C	Z	Z	Z	B	Z	A	Z	A	C	B	18	17	17.5	10	77.5
5	Arne Ask	Norway	B	B	B	C	Z	Z	Z	B	Z	A	D	B	C	B	21	21		10	81
6	Bohuslav Hulka	Czech Republic	B	B	B	C	B	Z	Z	B	Z	Z	Z	B	C	B	31	30	30.5	10	90.5
7	Pavel Dudík	Czech Republic	B	B	B	C	Z	Z	Z	Z	Z	B	Z	A	D	B	10	10		9	10
8	Yegor Surkov	Ukraine	B	B	B	C	Z	Z	Z	B	Z	Z	C	A	D	B	17	17		9	17
9	Ola Jansson	Sweden	B	B	B	C	Z	Z	Z	Z	Z	Z	Z	A	D	B	18	18		9	18
10	Marina Borisenkova	Russia	B	B	B	C	Z	Z	Z	B	Z	A	C	Z	D	B	35	35		9	35
11	Ricardo Pinto	Portugal	B	B	B	C	B	Z	Z	B	Z	A	Z	Z	C	B	15	15		9	75
12	Andrejs Šulcs	Latvia	B	C	B	C	Z	Z	Z	C	Z	B	Z	B	E	B	17	17		9	77
13	Pekka Seppä	Finland	B	B	B	C	Z	Z	Z	A	Z	A	Z	Z	E	B	20	19	19.5	9	79.5
14	Nobuyuki Takayanagi	Japan	A	B	B	C	Z	Z	Z	B	Z	A	Z	A	A	B	25	25		9	85
15	Iryna Kulikova	Ukraine	B	B	B	C	Z	Z	Z	Z	Z	B	Z	A	C	B	43	43		9	103
16	Pavel Shmatov	Russia	B	B	B	C	Z	Z	Z	A	Z	Z	C	A	D	B	21	21		8	21
17	Dmitry Kucherenko	Russia	B	B	B	C	Z	Z	BZ	X	Z	Z	Z	Z	D	B	26	26		8	26
18	Hanka Doležalová	Czech Republic	B	Z	B	C	Z	Z	Z	A	Z	A	Z	A	D	B	28	28		8	28
19	Guntis Jakubovskis	Latvia	B	B	B	C	Z	Z	Z	A	Z	Z	D	A	D	B	33	33		8	33
20	Peter Roberts	Great Britain	B	C	B	C	Z	Z	Z	A	Z	A	C	B	D	B	41	41		8	41
21	John Crosby	Great Britain	B	B	B	C	Z	A	Z	B	Z	B	C	A	C	B	20	20		8	80
22	Borisas Gavrilovas	Lithuania	B	C	B	C	B	Z	Z	A	Z	A	Z	B	C	B	26	26		8	86
23	Jana Kostova	Czech Republic	B	B	Z	C	Z	A	Z	B	Z	B	C	A	D	B	14	14		7	14
24	Søren Saxtorph	Denmark	B	C	B	C	B	A	Z	B	Z	B	Z	Z	D	B	30	30		7	30
25	Rolf Karlsson	Sweden	B	C	B	C	Z	A	Z	B	Z	B	Z	A	D	B	31	31		7	31
26	Valdis Strods	Latvia	B	C	B	C	Z	Z	Z	A	Z	A	C	A	D	B	34	35	34.5	7	34.5
27	Ivica Bertol	Croatia	B	B	B	C	Z	Z	Z	A	Z	B	C	A	E	B	15	15	-1	7	75
28	Vladyslav Poznianskiy	Ukraine	B	B	B	C	B	A	Z	Z	Z	B	D	B	C	B	42	42		7	102
29	Mauro Nardo	Italy	B	B	B	C	B	A	B	C	Z	B	Z	Z	D	B	20	19	19.5	6	19.5
30	Tadeuš Šimkovic	Lithuania	B	Z	B	C	Z	Z	Z	A	A	A	C	Z	D	B	35	36	35.5	6	35.5
31	Miksa Laáber	Hungary	A	B	B	C	Z	A	Z	A	Z	Z	D	A	D	B	37	38	37.5	6	37.5
32	Jahn Petersen	Denmark	A	B	B	C	Z	A	A	B	Z	B	C	A	C	B	28	27	27.5	6	87.5
33	Sarunas Grigaliunas	Lithuania	B	Z	B	C	B	Z	A	B	Z	Z	C	A	B	C	13	14	13.5	6	133.5
34	Fabio Bortolami	Italy	A	B	B	C	B	Z	A	A	A	B	C	B	C	B	31	31		5	91
35	Francesco Valentini	Italy	B	Z	B	A	B	Z	B	Z	A	B	C	A	C	B	34	34		3	94
36	Nagamitsu Mori	Japan	Z	B	C	C	AZ	X	A	A	Z	Z	C	A	E	B	40	40		3	100

Programming by
Martin Fredholm

No. of correct answers	31	26	34	35	26	27	29	14	33	0	18	10	16	35
No. of correct answers in %	86	72	94	97	72	75	81	39	92	0	50	28	44	97

PreO Day 2 - WTOC 2014

competition in TrailO, PreO

Friday, July 11. 2014

Class: Paralympic			Result	
	Name	Country	Points	Sec
1	John Crosby	Great Britain	19	221.5
2	Ola Jansson	Sweden	18	55.5
3	Ivica Bertol	Croatia	18	125
4	Michael Johansson	Sweden	18	239
5	Pavel Dudík	Czech Republic	16	91
6	Guntis Jakubovskis	Latvia	16	181
7	Jana Kostova	Czech Republic	16	214
8	Tadeuš Šimkovic	Lithuania	16	229.5
9	Pavel Shmatov	Russia	15	47
10	Marina Borisenkova	Russia	15	100
11	Pekka Seppä	Finland	15	114
12	Vladyslav Poznianskyi	Ukraine	15	136.5
13	Bohuslav Hulka	Czech Republic	15	160
14	Søren Saxtorph	Denmark	15	168
15	Andrejs Šulcs	Latvia	15	170.5
16	Egil Sønsterudbråten	Norway	14	86.5
17	Yegor Surkov	Ukraine	14	94
18	Ricardo Pinto	Portugal	14	104
19	Miksa Laáber	Hungary	14	116.5
20	Dmitry Kucherenko	Russia	14	119
21	Inga Gunnarsson	Sweden	14	167.5
22	Kari Pinola	Finland	14	177
23	Rolf Karlsson	Sweden	13	94.5
24	Iryna Kulikova	Ukraine	13	182
25	Peter Roberts	Great Britain	12	188
26	Arne Ask	Norway	11	105
27	Borisas Gavrilovas	Lithuania	11	175
28	Fabio Bortolami	Italy	11	220
29	Hanka Doležalová	Czech Republic	11	243
30	Valdis Strods	Latvia	9	192
31	Nagamitsu Mori	Japan	8	119
32	Sarunas Grigaliunas	Lithuania	8	149
33	Nobuyuki Takayanagi	Japan	6	170
34	Mauro Nardo	Italy	6	170.5
35	Jahn Petersen	Denmark	5	170
36	Francesco Valentini	Italy	5	216

Programming by Martin Fredholm

PreO Day 2 - WTCO 2014



competition in TrailO, PreO



Friday, July 11, 2014

Class: Paralympic	Control	1 2 3 4 5 6 7 8 9 10 11 12 13 14 15 16 17 18 19 20																				Tc 1-1		Tc 2-3		Penalty	Result							
		Name	Club \ Correct answer	B	A	Z	B	Z	A	A	B	Z	A	Z	Z	C	Z	A	A	Z	A	C	D	B	Sec		E	D	Sec	Max time	Points	Sec		
1	John Crosby	Great Britain	B	A	C	B	Z	A	A	B	Z	A	Z	Z	C	Z	A	A	Z	A	C	D	D	12 12	12	B	A	29 30	29.5		19	221.5		
2	Ola Jansson	Sweden	B	A	Z	B	A	A	A	B	A	A	Z	Z	C	Z	A	A	Z	A	C	D	B	12 13	12.5	E	D	43 43	43		18	55.5		
3	Ivica Bertol	Croatia	B	A	Z	B	Z	A	A	B	Z	A	Z	Z	C	D	A	A	Z	A	C	Z	D	14 15	14.5	E	D	51 50	50.5		18	125		
4	Michael Johansson	Sweden	B	A	C	B	Z	A	A	B	A	A	Z	Z	C	Z	A	A	Z	A	C	D	D	8 8	8	B	A	51 51	51		18	239		
5	Pavel Dudík	Czech Republic	B	A	C	B	X	A	A	B	A	A	Z	Z	C	Z	A	A	Z	A	C	AD	D	08 07	7.5	E	D	23 24	23.5		16	91		
6	Guntis Jakubovskis	Latvia	B	A	C	B	Z	A	Z	B	A	A	Z	Z	C	D	A	A	Z	A	C	D	B	24 24	24	A	A	37 37	37		16	181		
7	Jana Kostova	Czech Republic	B	A	C	B	Z	A	A	B	A	A	Z	Z	C	D	A	A	A	A	C	D	D	05 05	5	B	A	29 29	29		16	214		
8	Tadeuš Šimkovic	Lithuania	B	A	C	B	A	Z	A	B	Z	A	Z	Z	C	Z	Z	A	Z	A	C	D	D	10 10	10	B	A	40 39	39.5		16	229.5		
9	Pavel Shmatov	Russia	Z	B	Z	B	A	A	A	B	A	A	Z	Z	C	Z	Z	A	Z	A	C	D	B	06 06	6	E	D	41 41	41		15	47		
10	Marina Borisenkova	Russia	B	B	C	B	Z	A	A	B	A	Z	Z	C	Z	Z	A	Z	A	C	D	B	22 22	22	E	A	18 18	18		15	100			
11	Pekka Seppä	Finland	B	A	C	B	A	A	A	B	A	A	Z	B	C	D	A	A	Z	A	C	D	A	21 21	21	E	D	33 33	33		15	114		
12	Vladyslav Poznianskiy	Ukraine	B	A	C	B	A	A	Z	B	A	A	Z	Z	C	D	A	A	Z	A	C	D	B	22 22	22	B	D	54 55	54.5		15	136.5		
13	Bohuslav Hulka	Czech Republic	B	B	C	B	A	A	A	B	A	A	Z	Z	C	D	A	A	Z	A	C	D	D	23 23	23	E	A	17 17	17		15	160		
14	Søren Saxtorph	Denmark	B	A	C	B	A	A	A	B	A	A	Z	Z	C	D	A	A	Z	A	Z	D	B	21 21	21	B	A	27 27	27		15	168		
15	Andrejs Šules	Latvia	B	B	Z	B	Z	A	A	B	A	A	Z	B	C	D	Z	A	Z	A	C	D	B	07 07	7	A	--	43 44	43.5		15	170.5		
16	Egil Sønsterudbråten	Norway	B	B	C	B	A	A	A	B	A	A	C	Z	C	Z	A	A	A	A	C	D	D	06 07	6.5	E	D	20 20	20		14	86.5		
17	Yegor Surkov	Ukraine	B	A	C	C	A	A	A	B	Z	A	Z	Z	C	D	Z	A	Z	A	Z	D	D	16 16	16	E	D	18 18	18		14	94		
18	Ricardo Pinto	Portugal	B	A	C	B	Z	A	A	A	Z	A	Z	B	C	D	A	A	Z	Z	C	E	B	12 12	12	E	A	32 32	32		14	104		
19	Miksa Laáber	Hungary	B	A	Z	B	A	Z	Z	B	Z	A	Z	Z	C	D	Z	A	Z	A	Z	D	D	26 26	26	E	D	30 31	30.5		14	116.5		
20	Dmitry Kucherenko	Russia	B	AC	C	B	Z	A	A	B	A	A	C	Z	C	Z	Z	A	Z	A	Z	D	C	12 12	12	E	D	47 47	47		14	119		
21	Inga Gunnarsson	Sweden	B	A	A	A	A	A	A	B	A	A	Z	Z	C	D	A	A	A	A	C	D	D	09 10	9.5	E	A	38 38	38		14	167.5		
22	Kari Pinola	Finland	B	B	C	B	A	A	A	B	A	A	Z	Z	C	Z	A	A	A	Z	C	D	D	22 22	22	E	A	35 35	35		14	177		
23	Rolf Karlsson	Sweden	B	Z	C	B	A	A	A	B	A	A	Z	B	C	Z	Z	A	Z	A	C	Z	A	06 07	6.5	E	D	28 28	28		13	94.5		
24	Iryna Kulikova	Ukraine	B	Z	C	B	A	A	A	B	A	Z	Z	Z	B	Z	Z	A	Z	A	C	D	C	13 13	13	B	D	49 49	49		13	182		
25	Peter Roberts	Great Britain	Z	A	B	B	A	A	A	B	Z	A	Z	A	C	D	Z	A	Z	Z	C	Z	D	20 20	20	E	A	48 48	48		12	188		
26	Arne Ask	Norway	B	B	C	B	A	A	A	B	A	A	Z	Z	B	D	Z	A	A	A	Z	D	D	08 08	8	E	D	37 37	37		11	105		
27	Boriss Gavrilovas	Lithuania	A	B	C	B	A	A	A	Z	Z	A	Z	Z	C	D	Z	A	A	AC	C	D	D	17 17	17	E	B	38 38	38		11	175		
28	Fabio Bortolami	Italy	B	Z	C	B	Z	Z	B	B	Z	A	B	B	C	D	Z	A	Z	A	C	E	D	12 12	12	B	A	28 28	28		11	220		
29	Hanka Doležalová	Czech Republic	B	A	C	B	A	A	A	Z	A	C	Z	B	C	D	Z	A	Z	Z	C	D	D	13 13	13	B	A	50 50	50		11	243		
30	Valdis Strods	Latvia	A	A	C	B	A	A	A	Z	A	A	Z	B	C	Z	Z	A	Z	Z	C	D	E	26 26	26	E	A	46 46	46	-3	9	192		
31	Nagamitsu Mori	Japan	A	B	C	Z	Z	Z	B	B	B	A	B	Z	C	Z	A	Z	A	A	D	B	D	19 19	19	E	D	40 40	40		8	119		
32	Sarunas Grigaliunas	Lithuania	Z	A	B	B	Z	Z	Z	B	A	A	B	Z	C	D	Z	Z	X	A	D	Z	D	07 07	7	C	D	22 22	22		8	149		
33	Nobuyuki Takayanagi	Japan	A	Z	C	Z	A	Z	A	A	C	C	Z	C	D	Z	Z	Z	Z	A	A	D	D	19 19	19	A	D	31 31	31		6	170		
34	Mauro Nardo	Italy	B	Z	B	Z	Z	Z	B	Z	Z	A	C	B	AZ	X	D	A	Z	Z	A	D	C	24 25	24.5	B	D	26 26	26	-1	6	170.5		
35	Jahn Petersen	Denmark	B	A	C	Z	A	A	B	B	A	B	C	B	B	D	Z	A	AZ	Z	A	E	A	23 23	23	D	D	27 27	27		5	170		
36	Francesco Valentini	Italy	A	B	C	Z	A	Z	B	Z	A	X	X	A	C	D	A	A	A	Z	C	D	A	10 10	10	A	A	26 26	26		5	216		
Programming by Martin Fredholm	No. of correct answers	28	20	5	29	13	29	26	29	10	30	27	25	32	14	17	33	26	27	26	27	8			20	18								
	No. of correct answers in %	78	56	14	81	36	81	72	81	28	83	75	69	89	39	47	92	72	75	72	75	22			56	50								

	Name	Team	Result		Team result	
			Points	Sec	Points	Sec
1	Zdenko Horjan	Croatia	19	82	56	265
	Ivo Tišljar		19	99		
	Ivica Bertol		18	84		
2	Marit Wiksell	Sweden	19	71	55	122
	Michael Johansson		18	20		
	Martin Fredholm		18	31		
3	Guntars Mankus	Latvia	19	79	52	263
	Janis Rukšans		18	92		
	Andrejs Šulcs		15	92		
4	Vitaliy Kyrychenko	Ukraine	19	83	51	211
	Mykola Opanasenko		18	102.5		
	Yegor Surkov		14	25.5		
5	Lars Jakob Waaler	Norway	18	13.5	50	121.5
	Martin Jullum		18	25		
	Egil Sønsterudbråten		14	83		
6	Antti Rusanen	Finland	18	11	50	168
	Jari Turto		18	116		
	Kari Pinola		14	41		
7	Tomáš Leštínský	Czech Republic	17	30	50	280.5
	Libor Forst		17	159		
	Pavel Dudík		16	91.5		
8	Maria Krog Schulz	Denmark	18	118.5	49	240.5
	Vibeke Vogelius		16	32		
	Søren Saxtorph		15	90		
9	João Pedro Valente	Portugal	17	101	48	314.5
	Luis Gonçalves		17	115.5		
	Ricardo Pinto		14	98		
10	Dmitry Dokuchaev	Russia	15	85	45	295
	Marina Borisenkova		15	103.5		
	Pavel Shmatov		15	106.5		
11	Andrius Jovaiša	Lithuania	19	39.5	45	301.5
	Evaldas Liekmanis		15	108		
	Borisas Gavrilovas		11	154		
12	John Kewley	Great Britain	16	20	44	130
	Ian Ditchfield		16	21		
	Peter Roberts		12	89		
13	Michele Cera	Italy	19	16	42	241
	Elvio Cereser		17	79		
	Mauro Nardo		6	146		
14	Haruo Kimura	Japan	16	54.5	37	293.5
	Koji Chino		15	85		
	Nobuyuki Takayanagi		6	154		