



# WTOC 2011 - Day 1

## competition in TrailO, middle distance

### Tuesday, August 16. 2011



Class: Open			Result	
Name	Club	Points	Sec	
1	KERESTES Krešo	SLOVENIA	22	18
2	FREDHOLM Martin	SWEDEN	22	20
3	KEWLEY John	GREAT BRITAIN	22	26
4	MANKUS Guntars	LATVIA	22	33.5
5	GIESELER Christian	GERMANY	22	35
6	WAHLGREN Lennart	SWEDEN	22	37
7	RUSANEN Antti	FINLAND	22	46
8	TISLJAR Ivo	CROATIA	22	51.5
9	TURTO Jari	FINLAND	22	95
10	KONTKANEN Lauri	FINLAND	21	21.5
11	LESTINSKY Tomas	CZECH REPUBLIC	21	29
12	KIMURA Haruo	JAPAN	21	29.5
13	HOLLINGER Wilbert	IRELAND	21	41
14	MADELLA Remo	ITALY	21	44
15	MICHELOTTI Guido	ITALY	21	66
16	LAISEV Aleksei	ESTONIA	20	16
17	LIEKMANIS Evaldas	LITHUANIA	20	26
18	SLOVAK Miroslav	CZECH REPUBLIC	20	28
19	RUKSANE Zita	LATVIA	20	31
20	FORST Libor	CZECH REPUBLIC	20	32
21	PEREIRA Nadine	FRANCE	20	58.5
22	WIKSELL Marit	SWEDEN	20	74
23	JULLUM Martin	NORWAY	20	78
24	GERDTMAN Stig	SWEDEN	20	81
25	KROG SCHULZ Maria	DENMARK	20	83
26	BERTOL Ivica	CROATIA	20	87
27	BIRO Fruzsina	HUNGARY	20	105
28	STRAUBE Anne	GERMANY	20	134
29	KYRYCHENKO Vitaliy	UKRAINE	19	21
30	HEIKOOP Mark	NETHERLANDS	19	22
31	VOGELIUS Vibeke	DENMARK	19	41.5
32	ØIEN Geir Myhr	NORWAY	19	49
33	DODIER Rodolphe	FRANCE	19	53.5
34	DITCHFIELD Ian	GREAT BRITAIN	19	73
35	OPANASENKO Mykola	UKRAINE	19	75
36	EBRIGHT Richard Y.	UNITED STATES OF AMERICA	19	84.5
37	KACIN Emil	SLOVENIA	19	88.5
38	STRAUBE Hanka	GERMANY	19	110
39	STYUNINA Nataliya	RUSSIA	18	23.5
40	CHERNYSH Tetiana	UKRAINE	18	40.5
41	LARSEN Lars Ole	DENMARK	18	42
42	GAIDELIS Janis	LATVIA	18	58
43	ILYUSHIN Alexander	RUSSIA	18	81.5
44	CERESER Elvio	ITALY	18	85.5
45	MUNILLA Roberto	SPAIN	18	97
46	OKUBO Yusuke	JAPAN	18	100
47	HUGUET Carine	FRANCE	18	110
48	GARTSIDE Alan	IRELAND	17	84.5

49	YAMAGUCHI Takuya	 JAPAN	17	152
50	WAALER Lars Jakob	 NORWAY	16	15.5
51	KOVALCSIK István	 HUNGARY	16	22
52	BUTRIMAS Evaldas	 LITHUANIA	16	44
53	HORJAN Zdenko	 CROATIA	16	95
54	CIZEK Timi	 SLOVENIA	16	107
55	ZIELCZYNSKI Piotr	 POLAND	16	129
55	CRAWFORD Sharon	 UNITED STATES OF AMERICA	16	129
57	AHLWEDE Karl M.	 UNITED STATES OF AMERICA	14	85
58	MILIAUSKAITE Grita	 LITHUANIA	14	181
59	TAN Xiaoping	 CHINA	14	202
60	KEIGHLEY Dick	 GREAT BRITAIN	12	178
61	ROBILOTTA Winston	 URUGUAY	11	82
62	ZIELCZYNSKA Julia	 POLAND	11	126.5
63	NUZHNYI Viacheslav	 RUSSIA	10	147.5
64	ZHAO Dong	 CHINA	9	171

Programming by Martin Fredholm



# WTOC 2011 - Day 1

## competition in TrailO, middle distance

Tuesday, August 16. 2011



Class: Open

Name	Club \ Correct answer	Control																				Tc 1-2		Penalty Max time	Result					
		1	2	3	4	5	6	7	8	9	10	11	12	13	14	15	16	17	18	19	20	D	B		Sec	Points	Sec			
1	KERESTES Krešo		SLOVENIA	C	E	Z	A	A	C	A	C	A	B	C	C	Z	Z	A	B	E	B	Z	Z	D	B	18	18		22	18
2	FREDHOLM Martin		SWEDEN	C	E	Z	A	A	C	A	C	A	B	C	C	Z	Z	A	B	E	B	Z	Z	D	B	20	20		22	20
3	KEWLEY John		GREAT BRITAIN	C	E	Z	A	A	C	A	C	A	B	C	C	Z	Z	A	B	E	B	Z	Z	D	B	26	26		22	26
4	MANKUS Guntars		LATVIA	C	E	Z	A	A	C	A	C	A	B	C	C	Z	Z	A	B	E	B	Z	Z	D	B	34	33.5		22	33.5
5	GIESELER Christian		GERMANY	C	E	Z	A	A	C	A	C	A	B	C	C	Z	Z	A	B	E	B	Z	Z	D	B	35	35		22	35
6	WAHLGREN Lennart		SWEDEN	C	E	Z	A	A	C	A	C	A	B	C	C	Z	Z	A	B	E	B	Z	Z	D	B	37	37		22	37
7	RUSANEN Antti		FINLAND	C	E	Z	A	A	C	A	C	A	B	C	C	Z	Z	A	B	E	B	Z	Z	D	B	46	46		22	46
8	TISLJAR Ivo		CROATIA	C	E	Z	A	A	C	A	C	A	B	C	C	Z	Z	A	B	E	B	Z	Z	D	B	51	52	51.5	22	51.5
9	TURTO Jari		FINLAND	C	E	Z	A	A	C	A	C	A	B	C	C	Z	Z	A	B	E	B	Z	Z	D	B	95	95		22	95
10	LAISEV Aleksei		ESTONIA	C	E	Z	Z	A	C	A	C	A	B	C	C	Z	Z	A	B	E	B	Z	Z	D	B	16	16		21	16
11	KONTKANEN Lauri		FINLAND	C	E	Z	A	A	C	A	C	A	D	C	C	Z	Z	A	B	E	B	Z	Z	D	B	22	21	21.5	21	21.5
12	LESTINSKY Tomas		CZECH REPUBLIC	C	E	Z	A	A	C	A	C	Z	B	C	C	Z	Z	A	B	E	B	Z	Z	D	B	29	29		21	29
13	KIMURA Haruo		JAPAN	C	Z	Z	A	A	C	A	C	A	B	C	C	Z	Z	A	B	E	B	Z	Z	D	B	29	30	29.5	21	29.5
14	HOLLINGER Wilbert		IRELAND	C	E	Z	A	A	C	A	C	A	C	C	C	Z	Z	A	B	E	B	Z	Z	D	B	41	41		21	41
15	MADELLA Remo		ITALY	C	E	Z	A	A	C	A	C	A	C	C	C	Z	Z	A	B	E	B	Z	Z	D	B	44	44		21	44
16	MICHELOTTI Guido		ITALY	C	E	Z	A	A	C	A	C	A	D	C	C	Z	Z	A	B	E	B	Z	Z	D	B	66	66		21	66
17	LIEKMANIS Evaldas		LITHUANIA	C	E	Z	A	A	Z	A	C	A	B	C	C	Z	Z	A	Z	E	B	Z	Z	D	B	26	26		20	26
18	SLOVAK Miroslav		CZECH REPUBLIC	E	E	Z	A	A	C	A	C	A	B	C	C	Z	Z	A	B	E	Z	Z	Z	D	B	28	28		20	28
19	RUKSANE Zita		LATVIA	C	E	Z	A	A	C	A	C	Z	B	C	C	Z	Z	A	C	E	B	Z	Z	D	B	31	31		20	31
20	FORST Libor		CZECH REPUBLIC	C	E	Z	A	A	C	A	C	Z	C	C	C	Z	Z	A	B	E	B	Z	Z	D	B	32	32		20	32
21	PEREIRA Nadine		FRANCE	C	E	Z	A	A	C	A	C	A	B	Z	Z	Z	Z	A	B	E	B	Z	Z	D	B	58	59	58.5	20	58.5
22	WIKSELL Marit		SWEDEN	C	E	Z	A	A	C	A	C	A	B	C	C	Z	Z	A	B	Z	B	Z	Z	D	E	14	14		20	74
23	JULLUM Martin		NORWAY	C	Z	Z	A	A	C	A	C	A	D	C	C	Z	Z	A	B	E	B	Z	Z	D	B	78	78		20	78
24	GERDTMAN Stig		SWEDEN	C	E	Z	A	A	C	A	C	A	D	C	C	Z	Z	A	B	E	B	Z	Z	D	E	21	21		20	81
25	KROG SCHULZ Maria		DENMARK	C	E	Z	A	A	C	A	C	A	B	C	C	Z	Z	A	C	E	B	Z	Z	D	C	23	23		20	83
26	BERTOL Ivica		CROATIA	C	E	Z	A	A	C	A	C	A	D	C	C	Z	Z	A	B	E	B	Z	Z	D	E	27	27		20	87
27	BIRO Fruzsina		HUNGARY	C	E	Z	A	A	C	A	C	A	B	C	Z	Z	Z	A	B	E	B	Z	Z	C	B	45	45		20	105
28	STRAUBE Anne		GERMANY	C	E	Z	A	A	C	A	C	A	B	C	Z	Z	Z	A	B	E	B	Z	Z	C	B	74	74		20	134
29	KYRYCHENKO Vitaliy		UKRAINE	C	Z	Z	Z	A	C	A	C	A	C	C	C	Z	Z	A	B	E	B	Z	Z	D	B	21	21		19	21
30	HEIKOOP Mark		NETHERLANDS	C	E	Z	A	A	C	A	C	A	D	C	C	A	A	A	B	E	B	Z	Z	D	B	22	22		19	22
31	VOGELIUS Vibeke		DENMARK	C	E	Z	A	A	C	A	C	A	C	C	C	Z	Z	A	C	E	B	B	Z	D	B	41	42	41.5	19	41.5
32	ØIEN Geir Myhr		NORWAY	Z	E	Z	A	A	C	A	C	A	B	C	C	Z	Z	A	C	E	Z	Z	Z	D	B	49	49		19	49
33	DODIER Rodolphe		FRANCE	Z	E	Z	A	A	C	A	C	A	Z	C	C	Z	Z	Z	B	E	B	Z	Z	D	B	53	54	53.5	19	53.5
34	DITCHFIELD Ian		GREAT BRITAIN	C	E	Z	A	A	C	A	C	Z	A	C	C	Z	Z	A	B	E	B	Z	A	D	B	73	73		19	73
35	OPANASENKO Mykola		UKRAINE	C	E	Z	A	A	C	A	C	Z	D	Z	C	Z	Z	A	B	E	B	Z	Z	D	B	75	75		19	75

36	EBRIGHT Richard Y.		UNITED STATES OF AMERICA	C	E	Z	A	A	C	A	C	A	D	C	C	A	Z	A	B	E	B	Z	A	D	B	85	84.5		19	84.5
37	KACIN Emil		SLOVENIA	C	E	Z	A	A	Z	A	C	A	B	C	Z	Z	Z	A	B	E	B	Z	Z	D	E	28/29	28.5		19	88.5
38	STRAUBE Hanka		GERMANY	C	E	Z	A	A	C	A	C	A	B	C	Z	Z	Z	B	B	E	B	Z	Z	D	E	50/50	50		19	110
39	STYUNINA Nataliya		RUSSIA	C	A	Z	A	A	C	A	C	Z	B	C	C	Z	A	B	B	E	B	Z	Z	D	B	24/23	23.5		18	23.5
40	CHERNYSH Tetiana		UKRAINE	C	E	Z	A	Z	Z	A	C	A	D	C	C	Z	Z	A	B	E	B	Z	Z	D	B	41/40	40.5	-1	18	40.5
41	LARSEN Lars Ole		DENMARK	C	A	Z	A	A	C	A	C	A	B	C	D	A	Z	A	B	E	B	A	Z	D	B	42/42	42		18	42
42	GAIDELIS Janis		LATVIA	B	E	Z	A	A	C	A	C	A	D	C	C	Z	Z	A	BE	E	B	Z	Z	D	B	58/58	58	-1	18	58
43	ILYUSHIN Alexander		RUSSIA	C	E	Z	A	A	C	A	C	Z	D	C	C	Z	Z	A	B	Z	B	Z	Z	D	C	22/21	21.5		18	81.5
44	CERESER Elvio		ITALY	C	E	Z	A	A	C	A	C	A	D	C	C	A	A	A	B	E	B	Z	Z	D	C	25/26	25.5		18	85.5
45	MUNILLA Roberto		SPAIN	C	E	Z	A	A	Z	A	C	A	D	C	C	Z	Z	A	A	E	B	Z	Z	C	B	37/37	37		18	97
46	OKUBO Yusuke		JAPAN	C	E	Z	A	A	C	A	C	A	D	C	Z	Z	Z	A	B	E	B	Z	A	D	E	40/40	40		18	100
47	HUGUET Carine		FRANCE	C	E	Z	Z	A	C	A	C	Z	D	C	C	Z	Z	A	B	E	B	Z	Z	C	B	50/50	50		18	110
48	GARTSIDE Alan		IRELAND	D	E	Z	A	A	C	A	C	Z	C	C	C	A	Z	A	B	E	B	Z	Z	D	E	24/25	24.5		17	84.5
49	YAMAGUCHI Takuya		JAPAN	Z	E	Z	Z	A	C	Z	C	Z	B	C	C	Z	Z	A	B	E	B	Z	Z	C	B	92/92	92		17	152
50	WAALER Lars Jakob		NORWAY	Z	A	Z	A	A	C	A	C	A	C	C	D	Z	Z	A	C	E	Z	Z	Z	D	B	16/15	15.5		16	15.5
51	KOVALCSIK István		HUNGARY	C	E	Z	A	Z	C	A	C	A	B	D	C	A	Z	A	C	E	C	Z	A	D	B	22/22	22		16	22
52	BUTRIMAS Evaldas		LITHUANIA	C	A	Z	A	A	C	A	Z	A	Z	C	Z	A	Z	A	B	E	B	Z	A	D	B	44/44	44		16	44
53	HORJAN Zdenko		CROATIA	C	Z	Z	Z	A	C	A	C	A	Z	B	C	A	Z	A	B	E	B	Z	Z	D	E	35/35	35		16	95
54	CIZEK Timi		SLOVENIA	C	E	Z	Z	A	C	A	C	Z	B	C	C	Z	A	Z	B	E	B	Z	A	C	B	47/47	47		16	107
55	ZIELCZYNSKI Piotr		POLAND	C	E	Z	A	B	C	A	C	Z	B	B	Z	Z	Z	A	B	E	B	Z	A	D	C	69/69	69		16	129
55	CRAWFORD Sharon		UNITED STATES OF AMERICA	C	E	Z	A	A	C	A	C	Z	B	B	C	Z	Z	C	Z	E	B	Z	A	A	B	69/69	69		16	129
57	AHLSWEDE Karl M.		UNITED STATES OF AMERICA	C	A	Z	A	A	Z	A	C	Z	B	C	C	A	Z	A	B	E	C	Z	Z	A	B	25/25	25	-2	14	85
58	MILIAUSKAITE Grita		LITHUANIA	C	E	Z	A	A	D	A	C	A	Z	C	D	Z	Z	C	B	Z	C	Z	Z	C	E	61/61	61		14	181
59	TAN Xiaoping		CHINA	C	E	Z	A	A	C	A	C	A	Z	C	C	A	A	A	A	E	B	A	A	C	C	82/82	82		14	202
60	KEIGHLEY Dick		GREAT BRITAIN	D	A	Z	A	A	C	A	C	A	Z	B	D	Z	Z	A	B	Z	A	Z	B	C	E	58/58	58		12	178
61	ROBILOTTA Winston		URUGUAY	Z	A	Z	A	A	Z	A	Z	A	D	Z	C	A	Z	A	C	D	Z	Z	A	D	B	82/82	82		11	82
62	ZIELCZYNSKA Julia		POLAND	C	E	Z	Z	A	Z	A	C	A	D	A	E	Z	A	A	A	D	C	Z	A	C	B	66/67	66.5		11	126.5
63	NUZHNYI Viacheslav		RUSSIA	C	Z	Z	A	A	Z	A	C	A	D	C	A	C	Z	B	A	Z	A	Z	A	C	E	27/28	27.5		10	147.5
64	ZHAO Dong		CHINA	C	Z	Z	A	A	Z	Z	E	A	C	D	D	B	Z	A	Z	E	B	Z	A	C	C	51/51	51	-1	9	171

Programming by  
Martin Fredholm

No. of correct answers:	55	51	64	57	61	54	62	61	50	31	54	49	51	58	57	49	57	54	61	50	50	47
No. of correct answers in %:	86	80	100	89	95	84	97	95	78	49	84	77	80	91	89	77	89	84	95	78	78	73



# WTOC 2011 - Day 1

## competition in TrailO, middle distance

### Tuesday, August 16. 2011



Class: Paralympic			Result	
Name	Club	Points	Sec	
1	KUCHERENKO Dmitry	RUSSIA	21	20
2	KARLSSON Rolf	SWEDEN	21	23
3	ASK Arne	NORWAY	21	85
4	JANSSON Ola	SWEDEN	21	100.5
5	SEPPA Pekka	FINLAND	20	48
6	JOHANSSON Michael	SWEDEN	20	49
7	GUNNARSSON Inga	SWEDEN	20	94
8	SURKOV Yegor	UKRAINE	19	26
9	BORISENKOVA Marina	RUSSIA	19	35
10	SAXTORPH Soren	DENMARK	19	38
11	MANTYNIEMI Matti	FINLAND	19	43
12	KULIKOVA Iryna	UKRAINE	19	63
13	KOSTOVA Jana	CZECH REPUBLIC	18	23
14	PINOLA Kari	FINLAND	18	27
15	SULCS Andrejs	LATVIA	18	89
16	CROSBY John	GREAT BRITAIN	17	25
17	POZNIANSKYI Vladyslav	UKRAINE	17	41
18	HULKA Bohuslav	CZECH REPUBLIC	17	121
19	OVESEN Knut	NORWAY	17	143
20	KIJIMA Hideto	JAPAN	16	25
21	LAZINSKIENE Laima	LITHUANIA	16	44.5
22	JAKUBOVSKIS Guntis	LATVIA	15	21
23	SHMATOV Pavel	RUSSIA	15	29
24	PETERSEN Jahn	DENMARK	15	30
25	DVORSKY Boris	CZECH REPUBLIC	15	56
26	STRODS Valdis	LATVIA	15	94
27	CIZEK Niko	SLOVENIA	15	101
28	SIMKOVIC Tadeus	LITHUANIA	14	162
29	ROSSI SARION Ghislaine	FRANCE	12	37
30	LAABER Miksa	HUNGARY	12	112
31	GAVRILOVAS Borisas	LITHUANIA	11	21
32	TOTH Anna	HUNGARY	11	85.5
33	KLIPFEL Serge	FRANCE	10	32
34	CAFFERTY Glen L.	UNITED STATES OF AMERICA	10	92
35	MORI Nagamitsu	JAPAN	10	134
36	LUDWICZAK Agata	POLAND	10	142
37	TAKAYANAGI Nobuyuki	JAPAN	7	60
38	IMINOVA Aziza	KYRGYZSTAN	5	153
39	YEKENEVICZ Catherine A.	UNITED STATES OF AMERICA	0	120

Programming by Martin Fredholm






# WTOC 2011 - Day 1

competition in TrailO, middle distance

Tuesday, August 16. 2011



Class: Paralympic		Control																				Tc 1-2		Penalty	Result					
Name	Club \ Correct answer	1	2	3	4	5	6	7	8	9	10	11	12	13	14	15	16	17	18	19	20	B	Sec	Max time	Points	Sec				
1	KUCHERENKO Dmitry		RUSSIA	C	E	Z	A	A	C	A	C	Z	B	C	C	Z	Z	A	B	E	B	Z	Z	D	B	20	20		21	20
2	KARLSSON Rolf		SWEDEN	C	E	Z	A	A	C	A	C	A	B	C	C	Z	Z	A	C	E	B	Z	Z	D	B	23	23		21	23
3	ASK Arne		NORWAY	C	E	Z	A	A	C	A	C	Z	B	C	C	Z	Z	A	B	E	B	Z	Z	D	B	85	85		21	85
4	JANSSON Ola		SWEDEN	C	E	Z	A	A	C	A	C	A	B	C	C	Z	Z	A	B	E	B	Z	Z	E	B	40	40.5		21	100.5
5	SEPPA Pekka		FINLAND	B	E	Z	A	A	D	A	C	A	B	C	C	Z	Z	A	B	E	B	Z	Z	D	B	48	48		20	48
6	JOHANSSON Michael		SWEDEN	C	E	Z	A	A	C	A	C	A	Z	C	C	A	Z	A	B	E	B	Z	Z	D	B	49	49		20	49
7	GUNNARSSON Inga		SWEDEN	C	E	Z	A	A	C	A	C	A	Z	C	C	Z	Z	A	B	E	B	Z	Z	E	B	34	34		20	94
8	SURKOV Yegor		UKRAINE	C	E	Z	A	A	C	A	C	Z	D	C	C	A	Z	A	B	E	B	Z	Z	D	B	26	26		19	26
9	BORISENKOVA Marina		RUSSIA	C	E	Z	A	A	C	A	C	A	Z	C	C	Z	Z	A	B	E	B	Z	A	D	B	35	35	-1	19	35
10	SAXTORPH Soren		DENMARK	C	E	Z	A	A	C	A	C	A	B	C	C	Z	A	C	B	E	B	Z	A	D	B	38	38		19	38
11	MANTYNIEMI Matti		FINLAND	C	E	Z	A	Z	C	A	C	Z	B	C	C	Z	A	A	B	E	B	Z	Z	D	B	43	43		19	43
12	KULIKOVA Iryna		UKRAINE	C	E	Z	A	A	C	A	Z	Z	B	C	C	Z	Z	A	B	Z	B	Z	Z	D	B	63	63		19	63
13	KOSTOVA Jana		CZECH REPUBLIC	C	D	Z	A	A	C	A	C	A	D	C	C	A	Z	A	B	E	B	Z	A	D	B	23	23		18	23
14	PINOLA Kari		FINLAND	C	E	Z	A	A	C	A	C	A	Z	C	Z	Z	Z	A	C	E	B	Z	A	D	B	27	27		18	27
15	SULCS Andrejs		LATVIA	B	E	Z	A	A	C	A	C	A	B	C	C	A	Z	A	B	E	B	Z	A	D	C	29	29		18	89
16	CROSBY John		GREAT BRITAIN	C	E	Z	A	A	Z	A	C	A	B	C	D	Z	Z	A	C	Z	B	B	Z	D	B	25	25		17	25
17	POZNIANSKYI Vladyslav		UKRAINE	C	E	Z	A	A	Z	A	C	Z	D	C	C	A	Z	A	B	E	A	Z	Z	D	B	41	41	-1	17	41
18	HULKA Bohuslav		CZECH REPUBLIC	C	Z	Z	A	A	C	A	C	A	C	C	C	A	Z	A	B	E	B	Z	A	D	C	61	61		17	121
19	OVESEN Knut		NORWAY	C	E	Z	A	A	C	A	C	Z	B	D	C	Z	Z	A	B	E	B	Z	A	D	C	83	83		17	143
20	KIJIMA Hideto		JAPAN	D	Z	Z	A	A	C	A	C	A	D	C	C	A	Z	A	B	Z	B	B	Z	D	B	25	25		16	25
21	LAZINSKIENE Laima		LITHUANIA	C	E	Z	A	A	C	A	C	Z	B	A	C	A	Z	A	B	E	B	B	A	D	B	45	44.5	-1	16	44.5
22	JAKUBOVSKIS Guntis		LATVIA	D	E	Z	Z	A	C	A	C	A	B	C	Z	Z	A	A	B	E	B	Z	Z	D	B	21	21	-3	15	21
23	SHMATOV Pavel		RUSSIA	C	E	Z	A	A	Z	B	C	Z	D	C	Z	Z	Z	A	B	Z	B	Z	Z	D	B	29	29	-1	15	29
24	PETERSEN Jahn		DENMARK	C	E	Z	A	A	C	A	C	A	B	D	D	A	A	B	B	E	B	Z	A	D	B	30	30	-1	15	30
25	DVORSKY Boris		CZECH REPUBLIC	B	E	Z	A	A	C	A	C	A	A	Z	D	A	Z	AC	B	DE	B	Z	Z	D	B	56	56		15	56
26	STRODS Valdis		LATVIA	C	E	Z	Z	A	Z	A	D	A	B	C	C	A	Z	A	A	E	B	Z	A	D	C	34	34		15	94
27	CIZEK Niko		SLOVENIA	C	A	Z	A	A	C	A	C	Z	B	B	B	Z	Z	A	B	E	B	B	A	E	B	41	41		15	101
28	SIMKOVIC Tadeus		LITHUANIA	C	Z	Z	A	A	C	A	Z	Z	D	C	C	Z	A	A	C	Z	B	Z	Z	B	B	102	102		14	162
29	ROSSI SARION Ghislaine		FRANCE	C	E	Z	A	Z	Z	A	C	A	Z	B		A	A		C	E	B	A	Z	D	B	37	37		12	37
30	LAABER Miksa		HUNGARY	C	E	B	A	A	C	D	C	Z	B	C	D	A	Z	B	C	E	C	Z	A	D	C	52	52		12	112
31	GAVRILOVAS Borisas		LITHUANIA	C	Z	Z	A	A	Z	A	C	A	Z	D	D	A	Z	A	A	E	C	B	A	D	B	21	21	-1	11	21
32	TOTH Anna		HUNGARY	B	C	A	A	A	Z	A	C	Z	B	Z	Z	B	Z	A	B	E	B	B	A	D	C	25	25.5		11	85.5
33	KLIPFEL Serge		FRANCE	D	Z	B	EZ	A	C	A	C	A	A	D	D	A	A	C	Z	E	B	Z	A	D	B	32	32		10	32
34	CAFFERTY Glen L.		UNITED STATES OF AMERICA	A	A	Z	A	B	C	A	B	A	Z	B	C	A	A	A	BE		B	B	Z	B	B	32	32		10	92
35	MORI Nagamitsu		JAPAN	D	Z	B	A	A	Z	A	C	A	B	C	C	A	A	B	A	E	C	Z	A	A	B	74	74	-1	10	134
36	LUDWICZAK Agata		POLAND	C	E	B	Z	A	Z	C	Z	A	B	Z	C	A	Z	D	B	E	B	A	B	C	C	22	22		10	142

37	TAKAYANAGI Nobuyuki		JAPAN	B	Z	Z	A	A	Z	A	C	Z	A	B	D	Z	A	B	A	D	A	B	A	D	B	B	<sup>60</sup>	60	-1	7	60																		
38	IMINOVA Aziza		KYRGYZSTAN	C	A	B	A	B	C	C		Z	A	D	E	D	A	Z	B	C	B	B	A	B	A	<sup>33</sup>	33		5	153																			
39	YEKENEVICZ Catherine A.		UNITED STATES OF AMERICA																									0	120																				
Programming by Martin Fredholm				No. of correct answers:																								28	26	32	33	34	27	34	32	23	20	25	24	19	27	28	26	29	33	27	19	30	30
				No. of correct answers in %:																								74	68	84	89	89	71	89	86	61	53	66	65	50	71	76	68	78	87	71	50	79	79